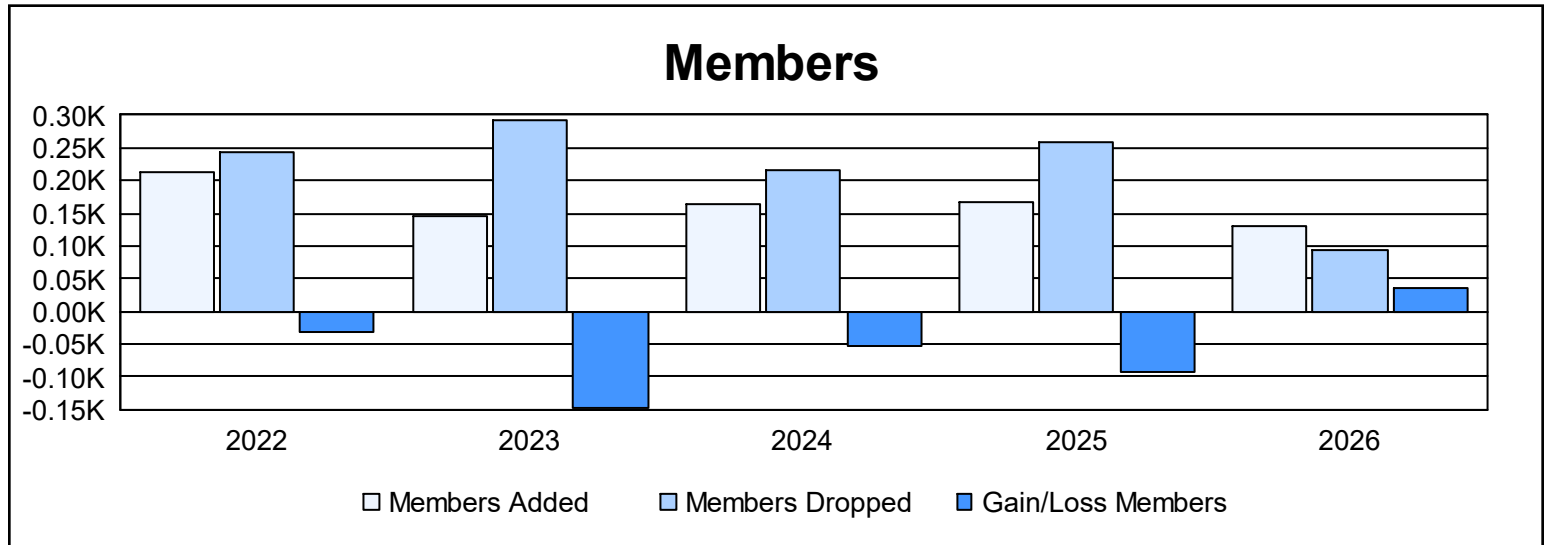
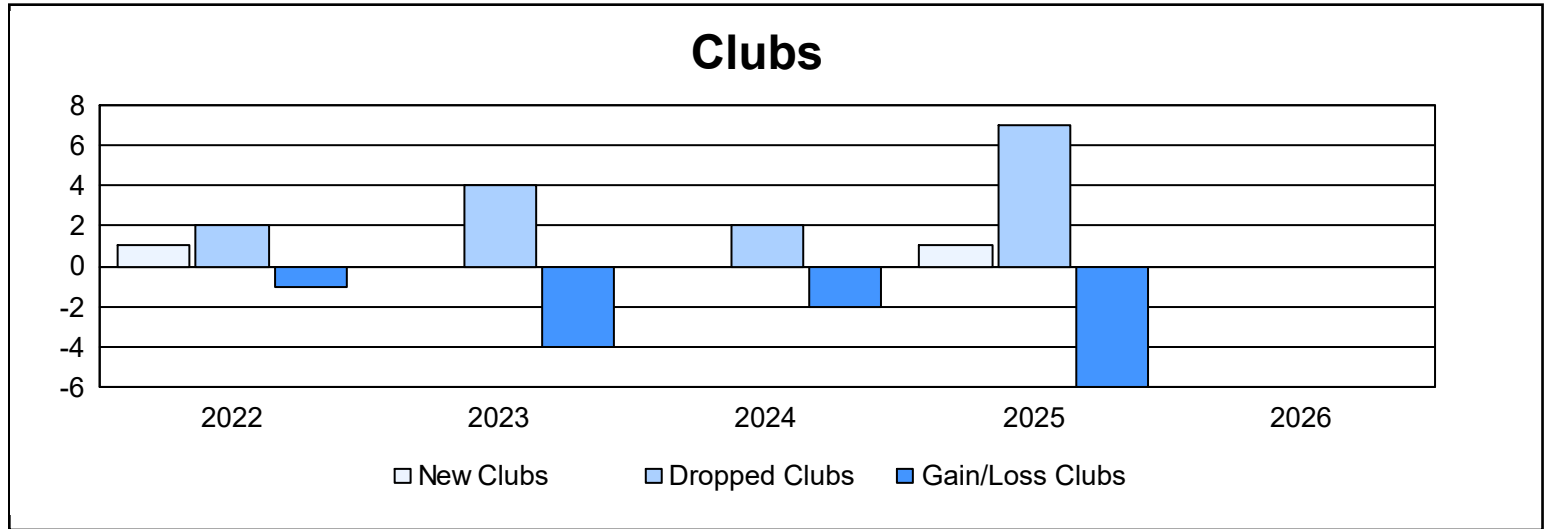
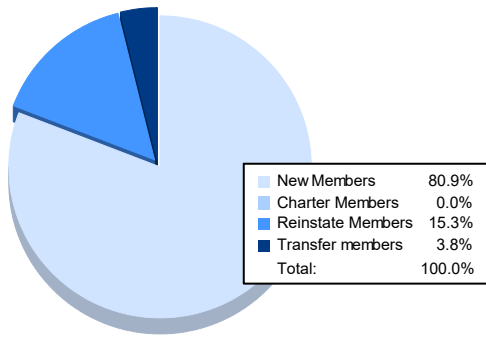


Year	New Clubs	Dropped Clubs	Gain/ Loss Clubs	New Members	Charter Members	Reinstate Members	Transfer Members	Total Member Added	Total Members Dropped	Gain/ Loss Members
2021-2022	1	2	-1	143	46	4	20	213	243	-30
2022-2023	0	4	-4	113	3	5	24	145	292	-147
2023-2024	0	2	-2	108	24	12	19	163	215	-52
2024-2025	1	7	-6	110	9	22	25	166	260	-94
2025-2026	0	0	0	106	0	20	5	131	95	36
<b>Average</b>	<b>0</b>	<b>3</b>	<b>-3</b>	<b>116</b>	<b>16</b>	<b>13</b>	<b>19</b>	<b>164</b>	<b>221</b>	<b>-57</b>



### Membership Composition May 2026 Cumulative



### Gender Composition May 2026 Cumulative

